

## PHBN40061 Series

---



### Product Features

---

- With the excellent heat management, the lamp and-sensitive electronic componnets, e.g control gear and led's can work to their full potential throughout their entire life
- Equipped with PHILIPS light source, CRI > 80/90, has high luminous efficiency, stable performance and high consistency of light and color
- Serialized products, classic design, fit for different applications

### Main application

---

- Entrance hall
- Circulation area
- Exhibition hall
- Hotel guest room

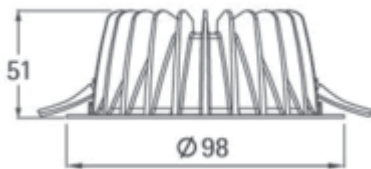
## Technical specifications

Product item	PHBN40061-1	/-2	/-3	/-4
Installation	Recessed			
Housing color	Black White Silver			
Power supply	220-240VAC/50-60Hz			
Watt(W)	6	8	10	12
Lumen LED(lm)	600	800	1000	1200
System efficacy(lm/w)	>80			
CCT	2700K,3000K,3500K,4000K,5000K			
CRI	80, 90			
SDCM	<=3 step			
Beam angle(°)	60			
Lifetime	30,000hrs			
Protection class	IP20			
Material	Aluminum			



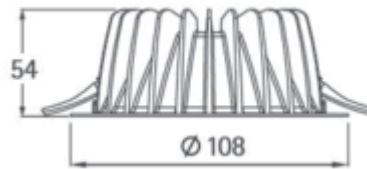
## Product dimension(mm)

PHBN160002-1



Size:Φ98x51mm  
Cut-out:Φ70mm

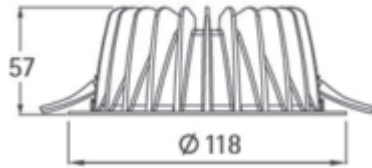
PHBN160002-2



Size:Φ108x54mm  
Cut-out:Φ80mm

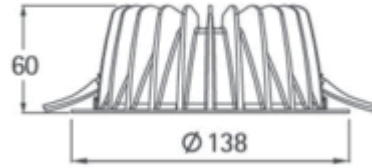
## Product dimension(mm)

PHBN40061-3



Size:Φ118x57mm  
Cut-out:Φ90mm

PHBN40061-4

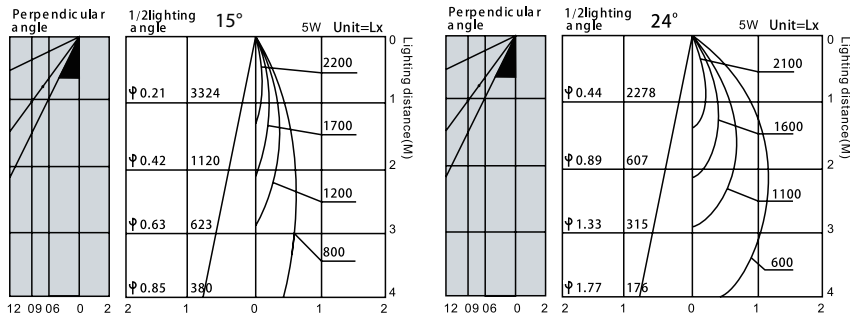


Size:Φ138x60mm  
Cut-out:Φ115mm

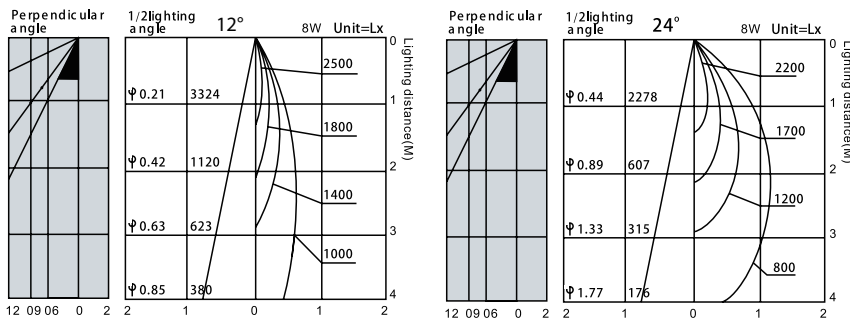
Order info	COB	Driver output	Beam angle	Lumen LED(lm)	CCT
PHBN40061-1	Certaflux	150mA	-	600	2700k/3000k/3500k 4000k/5000k
PHBN40061-2	Certaflux	200mA	-	800	2700k/3000k/3500k 4000k/5000k
PHBN40061-3	Certaflux	250mA	-	1000	2700k/3000k/3500k 4000k/5000k
PHBN40061-4	Certaflux	300mA	-	1200	2700k/3000k/3500k 4000k/5000k

# Photometric Data

## PHBN160002-3



## PHBN160002-4



Order info	COB	Driver output	Beam angle	Lumen LED(lm)	CCT
PHBN160002-1	Certaflux	150mA	15,24,36	600	2700k/3000k/3500k 4000k/5000k
PHBN160002-2	Certaflux	200mA	15,24,36	800	2700k/3000k/3500k 4000k/5000k
PHBN160002-3	Certaflux	500mA	15,24,36	1200	2700k/3000k/3500k 4000k/5000k
PHBN160002-4	Certaflux	500mA	15,24,36	1200	2700k/3000k/3500k 4000k/5000k